

By Fax / Post / Courier

To,
Department of Corporate Services-CRD
The Stock Exchange, MUMBAI
P.J. Towers, Dalal Street
MUMBAI-400 001

Date: July 19, 2013
Ref.: BDL/BSE/CS_13/2014

Company Code 526225
Fax 022-2272 2037/39/41/61

Kind Attention: Ms. Nisha Mehta, Deputy Manager

Sub: Clause 35 of the Listing Agreement


Dear Sir,

As per amended Clause-35 of listing agreement vide SEBI circular No. CIR/IMD/FII&C/3/2012 dated January 13, 2012 and your circular Number DCS/COMP/CIR-6/2012-13 dated 22/06/2012 and as per amended prescribed format, we forward herewith the Statement of Shareholding Pattern of the Company for the quarter ended as on 30th June 2013.

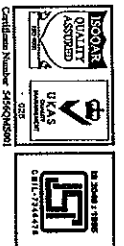
This is in compliance with amended Clause-35 of listing agreement.

Kindly take the same and update in your record.

Thanking you,
Yours sincerely,
For BLOOM DEKOR LIMITED,



Director
Encl.: as above



Introductory sub-table (I)(a)

Name of the Company: BLOOM DEKOR LIMITED				
Scrip Code, Name of the scrip, class of security: 526225				
Quarter ended: 30/06/2013				
Partly paid-up shares:-		No. of partly paid-up shares	As a % of total no. of partly paid-up shares	As a % of total no. of shares of the company
Held by promoter/promoter group		0	0	0
Held by public		0	0	0
Total		0	0	0
Outstanding convertible securities:		No. of outstanding securities	As a % of total no. of outstanding convertible securities	As a % of total no. of shares of the company, assuming full conversion of the convertible securities
Held by promoter/promoter group			0	0
Held by public			0	0
Total		0	0	0
Warrants:-		No. of warrants	As a % of total no. of warrants	As a % of total no. of shares of the company, assuming full conversion of warrants
Held by promoter/promoter group			0	0
Held by public			0	0
Total		0	0	0
Total paid-up capital of the company, assuming full conversion of warrants and convertible securities		6850000		


FOR, BLOOM DEKOR LTD.



DIRECTOR

Statement Showing Shareholding Pattern								
Category code	Category of Shareholder	Number of Shareholders	Table (I)(a)		Total shareholding as a percentage of total number of shares		Shares Pledged or otherwise encumbered	
			Total number of shares	Number of shares held in dematerialized form	As a percentage of (A+B) ¹	As a percentage of (A+B+C)	Number of shares	As a percentage
(I)	(II)	(III)	(IV)	(V)	(VI)	(VII)	(VIII)	(IX) = (VIII)/(IV)*100
(A)	Shareholding of Promoter and Promoter Group ²							
1	Indian							
(a)	Individuals/ Hindu Undivided Family							
		7	3402882	3176247	49.68	49.68		0.00
(b)	Central Government/ State Government(s)	0	0	0	0.00	0.00		#DIV/0!
(c)	Bodies Corporate	1	128000	128000	1.87	1.87		0.00
(d)	Financial Institutions/ Banks	0	0	0	0.00	0.00		#DIV/0!
(e)	Any Others(Specify)	0	0	0	0.00	0.00		#DIV/0!
(e-i)					0.00	0.00		#DIV/0!
(e-ii)					0.00	0.00		#DIV/0!
	Sub Total(A)(1)	8	3530882	3304247	51.55	51.55		0.00
2	Foreign							
a	Individuals (Non-Residents Individuals/ Foreign Individuals)				0.00	0.00		#DIV/0!
b	Bodies Corporate				0.00	0.00		#DIV/0!
c	Institutions				0.00	0.00		#DIV/0!
d	Qualified Foreign Investor				0.00	0.00		#DIV/0!
e	Any Others(Specify)				0.00	0.00		#DIV/0!
e-i					0.00	0.00		#DIV/0!
e-ii								
	Sub Total(A)(2)	0	0	0	0.00	0.00	0	#DIV/0!
	Total Shareholding of Promoter and	8	3530882	3304247	51.55	51.55	0	0.00
(B)	Public shareholding							
1	Institutions							
(a)	Mutual Funds/ UTI				0.00	0.00		
(b)	Financial Institutions/ Banks				0.00	0.00		
(c)	Central Government/ State Government(s)				0.00	0.00		
(d)	Venture Capital Funds				0.00	0.00		
(e)	Insurance Companies				0.00	0.00		
(f)	Foreign Institutional Investors				0.00	0.00		
(g)	Foreign Venture Capital Investors				0.00	0.00		
(h)	Qualified Foreign Investor				0.00	0.00		
(i)	Any Other (specify)				0.00	0.00		
(i-i)					0.00	0.00		
(i-ii)								
	Sub-Total (B)(1)	0	0	0	0.00	0.00		
B 2	Non-institutions							
(a)	Bodies Corporate	47	813146	185471	11.87	11.87		
(b)	Individuals				0.00	0.00		
I	Individuals -i. Individual shareholders holding nominal share capital up to Rs 1 lakh	2616	907534	550639	13.25	13.25		
II	ii. Individual shareholders holding nominal share capital in excess of Rs. 1 lakh.	12	568389	517589	8.30	8.30		

FOR, BLOOM DEKOR LTD.



DIRECTOR

Statement Showing Shareholding Pattern								
Category code	Category of Shareholder	Number of Shareholders	Table (I)(a)		Total shareholding as a percentage of total number of shares		Shares Pledged or otherwise encumbered	
			Total number of shares	Number of shares held in dematerialized form	As a percentage of (A+B) ¹	As a percentage of (A+B+C)	Number of shares	As a percentage
(I)	(II)	(III)	(IV)	(V)	(VI)	(VII)	(VIII)	(IX) = (VIII)/(IV)*100
(c)	Qualified Foreign Investor				0.00	0.00		
(d)	Any Other (specify)				0.00	0.00		
(d-i)	N.R.I. (Repatriated & Non-Repatriated)							
		74	957207	946707	13.97	13.97		
(d-ii)	Hindu Undivided Family	28	49702	49702	0.73	0.73		
(d-iii)	Clearing Members	2	23140	23140	0.34	0.34		
	Sub-Total (B)(2)	2779	3319118	2273248	48.45	48.45		
(B)	Total Public Shareholding (B) = (B)(1)+(B)(2)	2779	3319118	2273248	48.45	48.45		
	TOTAL (A)+(B)	2787	6850000	5577495	100.00	100.00		
(C)	Shares held by Custodians and against which Depository Receipts have been issued							
1	Promoter and Promoter Group					0.00		0.00
2	Public					0.00		
	Sub-Total (C)	0	0	0	0	0	0	0
	GRAND TOTAL (A)+(B)+(C)	2787	6850000	5577495	100.00	100.00	0	0.00

FOR, BLOOM DEKOR LTD.


DIRECTOR

Sr.No	Notes
1	
2	
3	
4	
5	
6	
7	
8	
9	

FOR, BLOOM DEKOR LTD.


DIRECTOR

(D)(b) Statement showing holding of securities (including shares, warrants, convertible securities) of per is belonging to the category "Promoter and Promoter Group" as on 30/06/2013

Sr.	Name of the shareholder	Details of Shares held		Encumbered shares (*)			Details of warrants		Details of convertible securities		Total shares (including underlying full conversion of warrants and convertible securities) as a % of diluted share capital
		Number of shares held	As a % of grand total (A)+(B)+(C)	No.	As a percentage	As a % of grand total (A)+(B)+(C) of sub-clause (I)(a)	Number of warrants held	As a % total number of warrants of the same class	Number of convertible securities held	As a % total number of convertible securities of the same class	
1	DR. SUNIL GUPTA	1938555	28.30		0.00	0.00		0	0	0	28.30
2	RUPAL GUPTA	509759	7.44		0.00	0.00		0	0	0	7.44
3	SUNIL SITARAM GUPTA	250000	3.65		0.00	0.00		0	0	0	3.65
4	ANIKA SUNIL GUPTA	245794	3.59		0.00	0.00		0	0	0	3.59
5	SUNIL GUPTA (H.U.F.)	134760	1.97		0.00	0.00		0	0	0	1.97
6	KARAN INTERIORS LIMITED	128000	1.87		0.00	0.00		0	0	0	1.87
7	KARAN SUNIL GUPTA	324004	4.73		0.00	0.00		0	0	0	4.73
8	DR. RAMESH SHAH	10	0.00		0.00	0.00		0	0	0	0.00
	TOTAL	3530882	51.55	0	0.00	0.00	0	0	0	0	51.55

(*) The term "encumbrance" has the same meaning as assigned to it in regulation 28(3) of the SAST Regulations, 2011

FOR, BLOOM DEKOR LTD.



DIRECTOR

(D)(c)(i) Statement showing holding of securities (including shares, warrants, convertible securities) of persons belonging to the category "Public" and holding more than 1% of the total number of shares as on 30/06/2013

Sr. No.	Name of the shareholder	Number of shares held	Shares as a percentage of total number of shares {i.e., Grand Total (A)+(B)+(C) indicated in Statement at para (D)(a) above}	Details of warrants		Details of convertible securities		Total shares (including underlying shares assuming full conversion of warrants and convertible securities) as a % of diluted share capital
				Number of warrants held	As a % total number of warrants of the same class	Number of convertible securities held	% w.r.t total number of convertible securities of the same class	
1	BIMALKUMAR P BRAHMBHATT	819351	11.96	0	0	0	0	11.96
2	S SATHYA	166390	2.43	0	0	0	0	2.43
3	UPENDRA H BRAHMBHATT	126662	1.85	0	0	0	0	1.85
4	SONIKA GRANITES PRIVATE LIMITED	132500	1.93	0	0	0	0	1.93
5	SANGEEETHA S	102850	1.50	0	0	0	0	1.50
6	DIPAK KANAYALAL SHAH	73270	1.07	0	0	0	0	1.07
7	BENNETT COLEMAN & CO LTD	623375	9.10	0	0	0	0	9.10
TOTAL		2044398	29.85	0	0	0	0	29.85

FOR, ELCOM DEKOR LTD.


DIRECTOR

(1)(c)(ii) Statement showing holding of securities (including shares, warrants, convertible securities) of persons (together with PAC) belonging to the category "Public" and holding more than 5% of the total number of shares of the company

Sr. No.	Name(s) of the shareholder(s) and the Persons Acting in Concert (PAC) with them	Number of shares	Shares as a percentage of total number of shares {i.e., Grand Total (A)+(B)+(C) indicated in Statement at para (1)(a) above}	Details of warrants			Details of convertible securities		Total shares (including underlying shares assuming full conversion of warrants and convertible securities) as a % of diluted share capital
				Number of warrants	As a % total number of warrants of the same class	Number of convertible securities held	% w.r.t total number of convertible securities of the same class		
1	BIMALKUMAR P BRAHMBHATT	819351	11.96		0			0	11.96
2	BENNETT COLEMAN & CO LTD	623375	9.10						9.10
TOTAL		1442726	21.06	0	0	0	0	0	21.06

FOR, BLOOM DEKOR LTD.


DIRECTOR

(I)(d) Statement showing details of locked-in shares

Sr. No.	Name of the shareholder	Number of locked-in shares	Locked-in shares as a percentage of total number of shares {i.e., Grand Total (A)+(B)+(C) indicated in Statement at para (I)(a) above}
1	KARAN SUNIL GUPTA	226625	3.31
2	BENNETT COLEMAN & CO LTD	623375	9.10
TOTAL		850000	12.41

FOR, BLOOM DEKOR LTD.


DIRECTOR

(II)(b) Statement showing holding of Depository Receipts (DRs), where underlying shares held by "promoter/promoter group" are in excess of 1% of the total number of shares

Sr. No.	Name of the DR Holder	Type of outstanding DR (ADRs, GDRs, SDRs, etc.)	Number of shares underlying outstanding DRs	Shares underlying outstanding DRs as a percentage of total number of shares {i.e., Grand Total (A)+(B)+(C) indicated in Statement at para (I)(a) above}
1				0.00
2				0.00
3				0.00
4				0.00
5				0.00
6				0.00
7				0.00
8				0.00
9				0.00
			0	0.00
TOTAL				0.00

FOR, BLOOM DEKOR LTD.


DIRECTOR